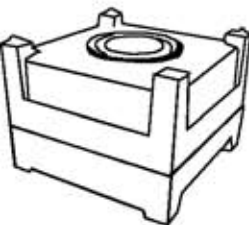


## Hoppers - Dish Bottom (Bulk Solids, Tablets, Fine Powders)

| Item #   | Outside Dim.<br>L x W x H (In.) | Degree of<br>Internal Incline | Lever Lock<br>Lid Opening | Valve Size<br>(In.) | Wt.<br>(Lbs.) | Volume<br>(Cu Ft.) |
|----------|---------------------------------|-------------------------------|---------------------------|---------------------|---------------|--------------------|
| MPH-35   | 48 x 40 x 36                    | 30                            | 18                        | 6                   | 150           | 16                 |
| MTW-44*  | 39 x 38 x 45                    | 25                            | -                         | 6                   | 130           | 18                 |
| MPH-30** | 54 x 44 x 34                    | 25                            | 19                        | 6 or 8              | 165           | 20                 |
| MPH-31   | 45 x 45 x 32                    | 30                            | 23                        | 8                   | 165           | 18                 |
| MPH-38   | 48 x 45 x 36                    | 25                            | 22                        | 9                   | 185           | 27                 |
| MPH-34   | 60 x 46 x 37                    | 25                            | 21                        | 9                   | 185           | 28                 |

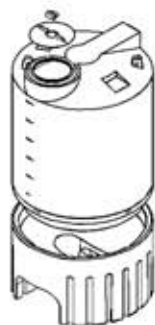
- \* Side discharge w/separate lid
- \*\* Available w/slidegate or iris valve
- Slidegate available for all hoppers



## Hoppers - Pharmaceutical

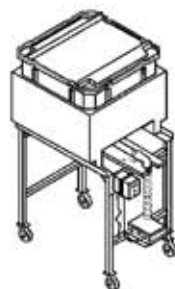
| Item # | Outside Dim.<br>L x W x H (In.) | Degree of<br>Internal Incline | Wt.<br>(Lbs.) | Capacity<br>(Gal.) | Capacity<br>(Cu Ft.) |
|--------|---------------------------------|-------------------------------|---------------|--------------------|----------------------|
| PH-26  | 38 x 38 x 26                    | 25                            | 95            | 75                 | 10                   |
| PH-28  | 40 x 40 x 28                    | 33                            | 115           | 80                 | 10.5                 |
| PH-29  | 42 x 42 x 31                    | 30                            | 130           | 105                | 14                   |

- 8" Iris valve available



## All Poly Cyclone Dish Bottom Tanks

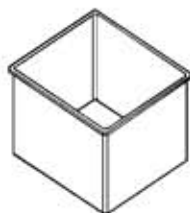
| Item # | Size<br>(Gal.) | Dia.<br>(In.) | Ht.<br>(In.) | Ht.<br>w/Lid<br>(In.) | Lid<br>(In.) |
|--------|----------------|---------------|--------------|-----------------------|--------------|
| 64981  | 525            | 56            | 45           | n/a                   | n/a          |
| 6499   | Base           | 56            | 35           | 80                    | 16           |
| 6498   | 780            | 56            | 69           | n/a                   | n/a          |
| 6499   | Base           | 56            | 35           | 104                   | 16           |



## Adam Units (Automatic Dispensing Auger Machine)

| Item # | Outside Dim.<br>L x W x H (In.) | Degree of<br>Internal Incline | Valve Size<br>& Type (In.) | Wt.<br>(Lbs.) | Capacity<br>(Gal.) | Capacity<br>(Cu Ft.) |
|--------|---------------------------------|-------------------------------|----------------------------|---------------|--------------------|----------------------|
| 39600  | 47 x 47 x 47                    | 45                            | 8                          | 150           | 210                | 28                   |
| 39615  | 47 x 47 x 59                    | 45                            | 8                          | 175           | 310                | 39                   |

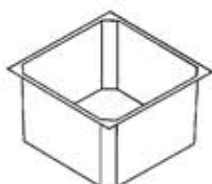
- Stand is available



## Rectangular Tanks

| Item #  | Outside Dim.<br>L x W x H (In.)<br>(Tank Only) | Wall<br>Thickness<br>(In.) | Wt.<br>(Lbs.) | Capacity<br>(Gal.) |
|---------|--|----------------------------|---------------|--------------------|
| RT2300  | 47 x 42 x 31                                   | 1/4                        | 67            | 230                |
| RT4732* | 47 x 32 x 26                                   | 1/4                        | 67            | 130                |
| RT5144* | 51 x 44 x 36                                   | 5/16                       | 117           | 285                |
| RT2620  | 26 x 20 x 18                                   | 1/4                        | 20            | 40                 |
| RT4126  | 41 x 26 x 17                                   | 1/4                        | 28            | 55                 |
| RT5333* | 53 x 33 x 26                                   | 1/4                        | 48            | 150                |

- \* Lid available



## Bin Liner

| Item # | Outside Dim.<br>L x W x H (In.) | Wt.<br>(Lbs.) | Working Capacities |        |
|--------|---------------------------------|---------------|--------------------|--------|
|        |                                 |               | (Cu Ft.)           | (Gal.) |
| BL-19  | 45 x 45 x 26                    | 19            | 27                 | 200    |

